






1. Cut out the head
2. Cut out the eyes, and the little circles.
3. Knot an elastic band into the little circles
(and fold the ears when you
want to have them stand up more).
4. Enjoy being Malik and dance!



Handicraft
your Malik Mask!


Ballerina Monkey by Nicole Madigan on bLOOturtle.com



Colour Malik!


Ballerina Monkey by Nicole Madigan
on blooturtle.com








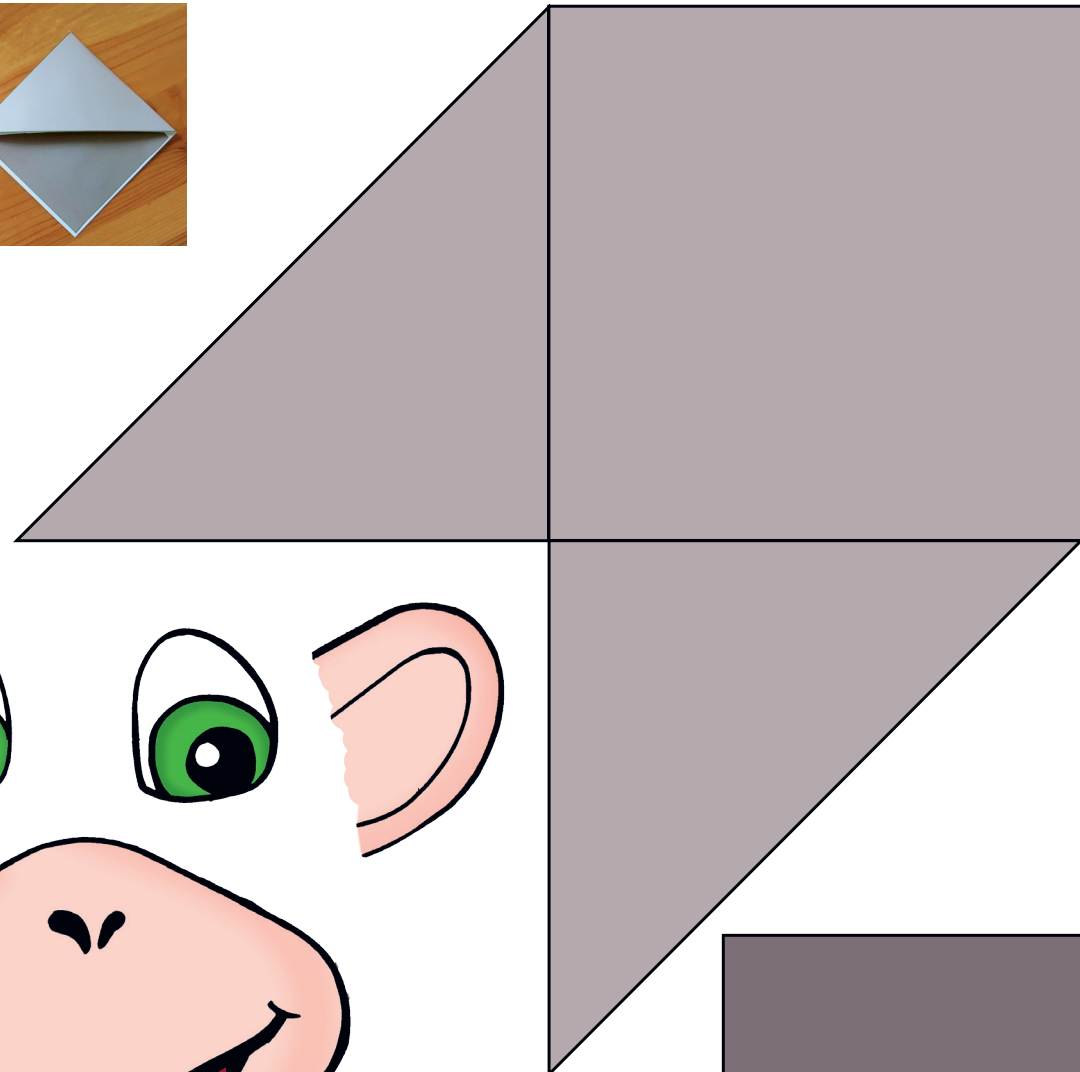

Colour Malik!

Ballerina Monkey by Nicole Madigan
on blooturtle.com





1. Cut out all elements
2. Glue the little square on the bigger one
3. Fold the lines
4. Put the triangle on each other and glue them
5. Glue the mouth on the triangle and the the eyes
6. Glue the ears behind
7. Enjoy your own Malik bookmark.



Handicraft
your Malik bookmark !

Ballerina Monkey by Nicole Madigan on bLOOturtle.com