

# Somewhere Lost


## Activity Pack



Somewhere Lost  
Just Write For Kids Australia & Friends  
Daisy Lane Publishing  
©Just Write For Kids Australia 2025  
[www.justkidslit.com](http://www.justkidslit.com)

These activities are for personal use only and not for commercial purposes.

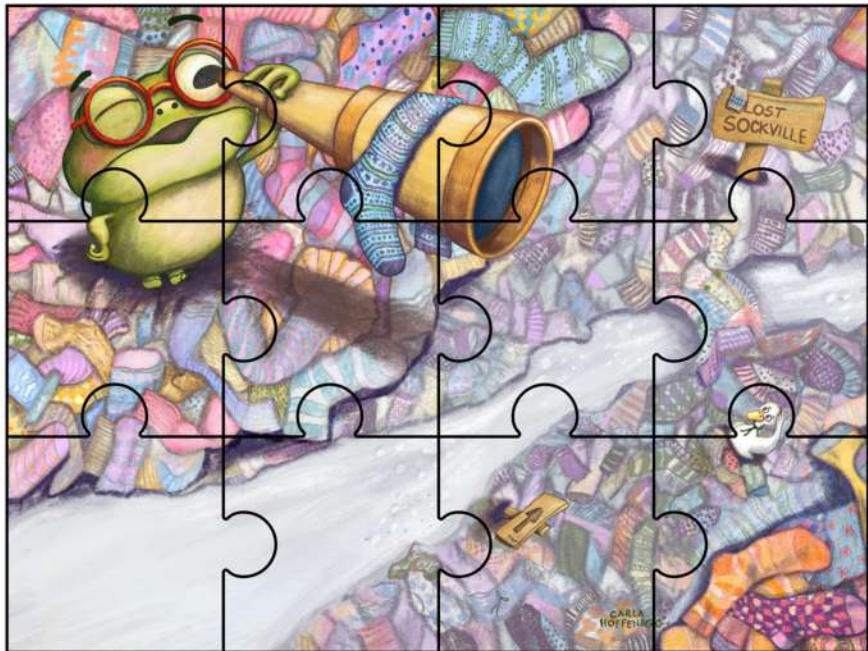
Find the 'lost' items in 'Lost Sockville'. Colour in the picture.



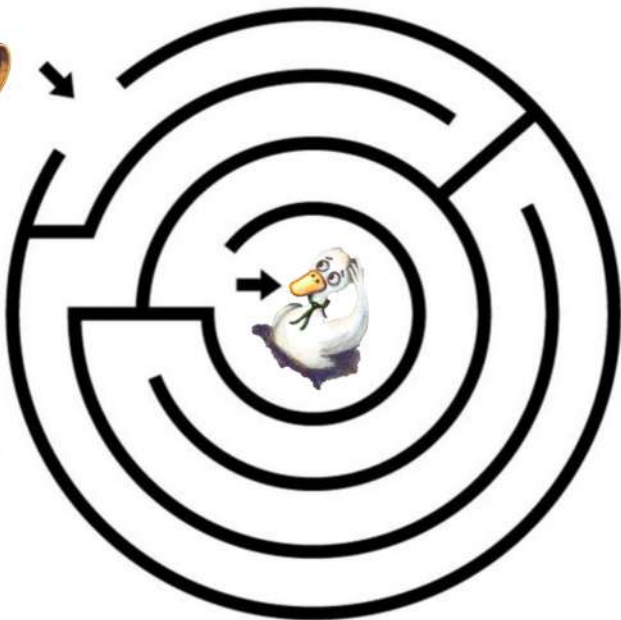
Can you find:



Print and laminate this page. Cut out the pieces and solve the jigsaw puzzle.



Walter is lost in the maze! Help Scout find him.



How would you feel  
being lost in a maze?



### Somewhere Lost Word Search



C	L	B	E	A	U	T	Y	A	V	C	S
L	L	O	S	T	D	E	S	E	R	T	C
O	G	G	W	A	L	T	E	R	Z	D	O
U	E	J	U	N	G	L	E	B	J	S	U
D	W	O	R	R	I	E	S	J	Z	Q	T
S	N	O	W	F	A	N	T	A	S	Y	Y
N	R	O	C	K	E	R	Y	R	U	G	V
R	E	F	L	E	C	T	I	O	N	E	M

Find the following words in the puzzle.  
Words are hidden → and ↓ .

REFLECTION  
WORRIES  
FANTASY  
ROCKERY  
WALTER

JUNGLE  
BEAUTY  
DESERT  
CLOUDS  
SCOUT


SNOW  
LOST



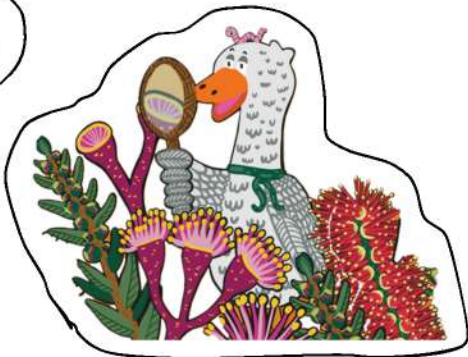

Walter and Scout Cut-outs



Walter and Scout Cut-outs



Walter and Scout Cut-outs





Walter and Scout Cut-outs



## Draw Your Own Walter and Scout

Draw your version of Walter here.

Make sure he:

- is a white duck.
- has a green ribbon around his neck.

Draw your version of Scout here.

Make sure she:


- is a green frog.
- wears red glasses.

# Character Profile:



Animal Type

5 words to describe the character



Likes

Dislikes

Problems faced

Fun Fact

## Dot-to-dot Walter and Scout

Number each dot-to-dot from 1 to 30. Draw Walter and Scout like the pictures shown.



## Walter and Scout Paper Roll Puppets

Here's what you need:

Coloured paper (white, green, & orange)



Goggle eyes

Paper rolls



Scissors

Glue stick



Black marker



Pipe cleaners (red, green)



Green ribbon



Two white feathers

## Walter and Scout Paper Roll Puppets

### How to make Walter

1. Cover a paper roll with white paper.



2. Make two small holes on either side of the tube. Place a feather in each hole.



3. Cut out an orange beak shape.



4. Glue beak and eyes onto the body.



5. Complete with a green tie around Walter's neck!



Walter is ready to get lost in an adventure!

## Walter and Scout Paper Roll Puppets

### How to make Scout

1. Cover a paper roll with green paper.



2. Cut out a leg like the shape below.  
Trace and cut out the other leg  
in reverse. It should be almost half as tall  
as the paper roll.



3. Attach the legs to the body  
by folding and gluing the inner flaps.



4. Make two holes either side of the body.  
PoKe a piece of green pipe cleaner through  
from one side to the other.  
Fold ends to make hands.



5. Glue or draw eyes onto the body.  
MaKe small glasses with a red pipe cleaner,  
or draw with markers. Complete with a smile.



Will Scout and Walter find each other?

## Draw your own 'lost' scene!

Draw or use your favourite Walter and Scout cut-outs to paste into your own scene.  
Use your imagination to come up with a creative place for them to get lost in!

Here are some items you might like to include in your picture:



Can you name each item?



## 'Lost' Location Cards

Describe where Walter and Scout are 'lost' in each picture, using the positional language words in the box.




in  
behind  
next to  
under  
below  
on top  
above  
in front



These cards can also be used for games like Snap and Memory.

# somewhere Lost



Did you enjoy getting  
'lost' in the pages?

We'd love to see your photos,  
readings or activities on social  
media, or you can follow us at:

#somewherelost

[www.instagram.com/booksonour\\_au5](https://www.instagram.com/booksonour_au5)  
[www.facebook.com/justwriteforkidsaustralia](https://www.facebook.com/justwriteforkidsaustralia)

[www.justkidslit.com/somewhere-lost](http://www.justkidslit.com/somewhere-lost)

